



Key:

 = Yes

 = Planned


 = Considered

DriveExecutive Lite	DriveExecutive	DriveObserver	DriveExpert (Future)	DriveExplorer	DriveExplorer Lite	Pocket DriveExplorer	DriveManager32	DrivePanel32	DriveMonitor32	DriveTrending32	DriveBlockEditor32*
---------------------	----------------	---------------	----------------------	---------------	--------------------	----------------------	----------------	--------------	----------------	-----------------	---------------------


Revision		V3.01	P	V4.03	V2.50
Operating Systems	Windows 95				
	Windows 98/ME				
	Windows NT				
	Windows 2000/XP				
	Windows CE 3.0 on VersaView CE via Ethernet				
	Windows CE 3.0 on RAC6182 industrial PC via serial				
	Windows CE (Handheld PCs: SH3 or SH4 processor running Windows 2.11 or Strong ARM processor running Windows CE 2.11 or 3.0)				
Software Availability	Sold Separately				
	Freeware				
	DriveTools SP				
	DriveTools SP Diagnostic		P	P	
	DriveTools32 Lite				
	DriveTools32				
	with RSLogix 5000 Mini / Monitor				
	with RSLogix 5000 Full / Std / Pro / Pro & networks				
with RSNetwork					
with RSNetwork MD					
Integration	Integrated with RSLogix 5000 Std, Full, Pro				
	Integrated with RSNetwork MD				
	Integration with RSMACC	P	P		
	Integration with Automation Desktop	P	P		
	Integration with RSView SE	P	P		
	Developers tool kit for PC	P	P		
	Integration with VersaView CE				
DPI (PowerFlex 70, PowerFlex 700, PowerFlex 700S, SMC-FLEX)	Serial point-to-point using 1203-SSS				
	Serial to ControlNet, DeviceNet, Ethernet, RS485 network via 1203-SSS, 1203-GU6, or 1203-CN1 adapter				
	Serial to DeviceNet via 1771-KFD	Not Recommended			
	Serial to ControlNet via 1771-KFC				
	Serial modem point-to-point				
	DeviceNet direct				
	ControlNet direct				
	EtherNet/IP direct				
	DH+ direct				
	RSLinx gateways				
	ControlLogix backplanes / RSLinx shortcuts				
	RIO pass-thru from SLC-505 or PLC-5				
	RIO pass-thru from ControlLogix				
DSI (PowerFlex 4, PowerFlex 40)	Serial point-to-point using 22-SCM-232				
	Serial modem point-to-point				
	DeviceNet direct				
	EtherNet/IP direct				
	Multi-drive				
	RSLinx gateways				
ControlLogix backplanes / RSLinx shortcuts					
SCANport (1336 PLUS II, 1336 IMPACT)	Serial point-to-point using 1203-SSS				
	Serial to ControlNet, DeviceNet, Ethernet, RS485 network via 1203-SSS adapter				
	Serial to ControlNet, DeviceNet, Ethernet, RS485 network via 1203-GU6 or 1203-CN1 adapter				
	Serial to DeviceNet via 1771-KFD	Not Recommended			
	Serial to ControlNet via 1771-KFC				

\* Note: DriveBlockEditor32 information is not complete.

Key:

 = Yes

 = Planned


 = Considered


DriveExecutive Lite	DriveExecutive	DriveObserver	DriveExpert (Future)	DriveExplorer	DriveExplorer Lite	Pocket DriveExplorer	DriveManager32	DrivePanel32	DriveMonitor32	DriveTrending32	DriveBlockEditor32*
---------------------	----------------	---------------	----------------------	---------------	--------------------	----------------------	----------------	--------------	----------------	-----------------	---------------------

Revision	V3.01	P	V4.03	V2.50	
	Serial modem point-to-point	✓		✓	
	DeviceNet direct	✓		✓	
	ControlNet direct	✓		✓	
	EtherNet/IP direct	✓	✓	✓	
	DH+ direct	✓		✓	
	RSLinx gateways	✓		✓	
	ControlLogix backplanes direct	✓		✓	
	RSLinx shortcuts	✓		✓	
	RIO pass-thru from SLC-505 or PLC-5				✓
RIO pass-thru from ControlLogix					
1395 Digital DC Drives	Serial via 1300-ITS adapter			✓	
	Serial via different adapter				
	ControlNet/DH+	✓		✓	
AB/S Products	DH+			✓	
Passwords	Application specific password required			✓	
	Application specific password optional			✓	
	HIM password required	?	?	?	✓
	HIM password optional	?	?	?	✓
	Factory Talk security required	?	?	?	?
	Factory Talk security optional	?	?	?	?
Offline Editing	Parameter Editing/Viewing in drive	✓	✓	✓	
	Link Editing/Viewing in drive	✓	✓	✓	
	Parameter Editing/Viewing in adapter	✓	✓		
	Link Editing/Viewing in adapter	✓	✓		
	Offline viewing of saved charts			✓	
	1336 FORCE function block programs				✓
	Process display editing in PowerFlex 7 class drives	P	P		
Online Editing	Parameter Editing/Viewing in drive	✓	✓	✓	
	Link Editing/Viewing in drive	✓	✓	✓	
	Parameter Editing/Viewing in adapter	✓	✓	✓	
	Link Editing/Viewing in adapter	✓	✓	✓	
	Online collection of charted data			✓	
	1336 FORCE function block programs				✓
	Process display editing in PowerFlex 7 class drives	P	P	P	P
File Saving	Save/restore drive parms to/from PC	✓	✓	✓	
	Save/restore drive links to/from PC	✓	✓	✓	
	Save/restore adapter parms to/from PC	✓	✓	✓	
	Save/restore adapter links to/from PC	✓	✓	✓	
	Files embed all data that any user can open offline	✓	✓		
	Download only some parameters	P	P	✓	✓
	Save/restore configuration objects	P	P	✓	✓
Setup Aids	Datalink setup	✓	✓		
	Gage views		P	?	
	Firmware diagram		✓		
	Custom groups	✓	✓		
	Custom views		P		
	Start & Stop Control		P		
	DPI start up object		?		
	Tuning dialogs		P	P	
	Setup wizards		P		
	Trend buffer setup		P	P	

\* Note: DriveBlockEditor32 information is not complete.

Key:

 = Yes

 = Planned

 = Considered

		V3.01			P	V4.03			V2.50				
		DriveExecutive Lite	DriveExecutive	DriveObserver	DriveExpert (Future)	DriveExplorer	DriveExplorer Lite	Pocket DriveExplorer	DriveManager32	DrivePanel32	DriveMonitor32	DriveTrending32	DriveBlockEditor32*
Revision		V3.01			P	V4.03			V2.50				
	Real-time clock setup				P				✓	✓			
	To/from DriveLogix setup	✓	✓										
	SynchLink setup	✓	✓										
Diagnostic Aids	Diagnostic Item Editing/Viewing		✓		P	✓		✓					
	Fault/Alarm Viewing and Management	✓	✓		P	✓	✓	✓	✓				
	Event Viewing and Management	✓	✓		P	✓	✓	✓					
	Search on Parameter #		✓	✓		✓		✓					
	Search on Parameter Name		✓	✓					✓				
	Search on Parameter Units		✓										
Compares	Compare Parameters Online to Default		✓			✓		✓					
	Compare Links Online to Default		✓			✓		✓					
	Compare Parameters Online to File		✓			✓		✓	✓	✓			
	Compare Links Online to File		✓			✓		✓	✓	✓			
	Compare Parameters Online to Online		✓						✓	✓			
	Compare Links Online to Online		✓						✓	✓			
	Compare Parameters File to File		✓			✓		✓	✓	✓			
	Compare Links File to File		✓			✓		✓	✓	✓			
	Compare Parameters File to Default		✓			?		?					
	Compare Links File to Default		✓			?		?					
	Make the two compared things the same		✓										
	Compare parameter names		✓										
	Compare parameter min/max/default		✓										
	Compare linear list		✓			✓		✓	✓				
	Compare groups		✓										
	Compare two different device types		✓										
	Compare two 1336 FORCE function block programs											✓	
	Visually overlay two charts				P								
Maintenance Aids	Flash update	✓	✓			P	✓	P					
	Web update utility for product data	✓	✓			P	P	P					
Conveniences	Launching from 20-COMM-E adapter	✓	✓			✓	✓	✓					
	Drive/adaptor specific parameter help	✓	✓	✓		✓	✓		✓				
	Drive/adaptor specific fault/diagnostic help	✓	✓		P	✓							
	List Most Recent Files in Files menu	✓	✓						✓	✓	✓	✓	
	List Most Recent Connections in Files menu	✓	✓										
	Save shortcuts on desktop/file for reconnecting		✓										
Charting Data Types	Plot parameters in drives				✓					✓			
	Plot parameters in adapters				✓								
	Plot diagnostic items				?								
	Plot drive trend buffers				P						✓		
	Plot PLC5 and SLC505 tags				?				✓				
	Plot ControlLogix tags				?								
	Plot ControlLogix trend buffers				?								
General Chart	Traces from different drives on same chart				✓					✓			
	Multi-trace selection				✓								
	Parameter help				✓								
	Triggers				P					✓	✓		
	Ability to open files offline				✓				✓	✓			
	Ability to open files and collect new data				✓				✓	✓			
	Files embed all data that any user can open				✓								

\* Note: DriveBlockEditor32 information is not complete.